

**RFD PLAN FOR 2015-16 PERIOD**

**KARNATAKA STATE POLLUTION CONTROL BOARD**

## SECTION – 2

### Inter se priorities among key objectives, success indicators and targets


Col.1	Col.2	Col.3	Col.4		Col.5	Col.6				
Objective	Weight	Action	Criteria/ Success Indicators	Unit	Weight	Target/Criteria Values				
						Excellent	Very Good	Good	Fair	Poor
						100%	90%	80%	70%	60%
Effective implementation and ensuring compliance to Pollution Control Laws	72%	Timely disposal of completed Consent for Establishment applications	Percentage of Consent for Establishment applications disposed within stipulated time	%	4%	100%	90%	80%	70%	60%
		Timely disposal of completed Consent for Operation applications	Percentage of Consent for Operation applications disposed within stipulated time	%	4%	100%	90%	80%	70%	60%
		Inspection of operating industries	Number of inspections as per frequency	%	2%	1300	1170	1040	910	780
					2%	6250	5625	5000	4375	3750
				2%	1200	1080	960	840	720	
				2%	900	810	720	630	540	

	Monitoring to verify the compliance to pollution control laws in operating industries	No. of samples collected against target	%							
		<ul style="list-style-type: none"> <li>• 17 Category               <ul style="list-style-type: none"> <li>○ Trade effluent - 850</li> <li>○ Stack samples - 400</li> </ul> </li> <li>• Red               <ul style="list-style-type: none"> <li>○ Trade effluent - 1800</li> <li>○ Stack samples - 650</li> </ul> </li> </ul>			2%	850	765	680	595	510
					2%	400	360	320	280	240
	Ensuring compliance after monitoring with respect to emissions and effluents	Action taken on Non-complying units:								
		<ul style="list-style-type: none"> <li>• 17 Category               <ul style="list-style-type: none"> <li>○ Trade effluent</li> <li>○ Stack samples</li> </ul> </li> <li>• Red               <ul style="list-style-type: none"> <li>○ Trade effluent</li> <li>○ Stack samples</li> </ul> </li> </ul>	%	1%	100%	90%	80%	70%	60%	
				1%	100%	90%	80%	70%	60%	
				1%	100%	90%	80%	70%	60%	
				1%	100%	90%	80%	70%	60%	
	<b><u>Environmental Monitoring:</u></b>									
	<ul style="list-style-type: none"> <li>• Water Quality in 83 Stations (Monthly)</li> </ul>	Analysis report	No.	3%	996	928	908	888	868	
	<ul style="list-style-type: none"> <li>• Lake Water Quality in 120 stations (Monthly)</li> </ul>	Analysis report	No.	3%	1440	1060	1040	1020	1000	

	<ul style="list-style-type: none"> <li>Ambient air quality in 35 stations (104 measurements)</li> </ul>	Analysis report	No.	3%	3640	3620	3600	3580	3560
	<ul style="list-style-type: none"> <li>Ambient Air Quality in 2 stations (Continuous)</li> </ul>	No. of days monitored against 330 days in a year	%	3%	95%	90%	85%	80%	75%
	<ul style="list-style-type: none"> <li>Ambient Noise in 10 stations (Continuous)</li> </ul>	No. of days monitored against 330 days in a year	%	3%	95%	90%	85%	80%	75%
	<b><u>Sewage Treatment:</u></b>								
	Inspection of STPs in ULBs	No. of STPs inspected against 55 (ULBs-41, BWSSB-14)	%	5%	55	50	45	40	35
	<b><u>MSW Rules:</u></b>								
	Environmental monitoring around MSW sites with respect to BBMP (4 sites) & CCs (10 sites).	Number of MSW sites monitored	No.	3%	11	10	9	8	6
	Disposal of MSW Authorization applications	Percentage of Authorization application disposed within stipulated time	%	2%	100%	90%	80%	70%	60%
	<b><u>Battery Rules, 2001.</u></b>								
	Disposal of registration application of dealers.	Percentage of registration application disposed within stipulated time	%	2%	100%	90%	80%	70%	60%



		<b><u>e-Waste Rules, 2011.</u></b> Disposal of Authorization/ Registration applications	Percentage of Authorization/ Registration application disposed within stipulated time	%	2%	100%	90%	80%	70%	60%
		<b><u>Bio Medical Waste (M&amp;H) Rules, 1998.</u></b> Disposal of Authorization applications	Percentage of Authorization application disposed within stipulated time	%	3%	100%	90%	80%	70%	60%
		<b><u>Plastic Waste (M&amp;H) Rules, 2011.</u></b> Disposal of registration applications	Percentage of application disposal within stipulated time	%	2%	100%	90%	80%	70%	60%
		<b><u>HW (MH &amp; TM) Rules, 2008.</u></b> Disposal of Authorization/ registration applications	Percentage of application disposed within stipulated time	%	2%	100%	90%	80%	70%	60%
<b>Complaint</b>		Redressal of Complaints	Percentage of complaints resolved	%	3%	100%	90%	80%	70%	60%
<b>IT Initiatives</b>		Introduction of online consent for Red cat	Date of connecting	Date	1%	Oct 2015	Nov 2015	Dec 2015	Jan 2016	Feb 2016
		Introduction of online consent for Orange cat	Date of connecting	Date	1%	Sep 2015	Oct 2015	Nov 2015	Dec 2015	Jan 2016
		Introduction of online consent for Green cat	Date of connecting	Date	1%	April 2015	May 2015	June 2015	July 2015	Aug 2015

RFD 2014/15 - progress review		Review by Member Secretary	Numbers -4	Date	2%	4	3	2	1	-
Creating awareness to stake holders on environmental protection	13%	To conduct mass awareness programmes on Environmental issues, observing National and International Environmental events, Sensitization of statutory compliance to stakeholders, etc.	Number of programmes conducted	No.	9%	150	140	130	120	110
		To publish four newsletters on environment for school children	Number published	No.	4%	4	3	2	1	--
<b>Total Weightage</b>	<b>85</b>									

  
 Member Secretary

## Revised Mandatory Success indicators 2015-16

Objective	Actions	Success indicator	Unit	Weight	Target/Criteria Values				
					Excellent	Very Good	Good	Fair	Poor
					100%	90%	80%	70%	60%
Effective Functioning of the RFD System	Timely submission of draft RFD for 2015-16	On-time submission	Date	2	June 2015	July 2015	August 2015	Sep. 2015	Oct. 2015
	Timely submission of year end RFD for 2014-15 Results	On-time submission	Date	2	May 2015	June 2015	July 2015	Aug. 2015	Sept. 2015
Efficient use of IT in the Department	Timely updation of website contents	Percentage of Proceedings of Board meeting, Notifications, consent related decisions, public hearing proceedings, TAC proceedings, uploaded on the website.	%	1	within one week	one week to two weeks	two weeks to three weeks	three weeks to four weeks	four weeks to five weeks
Submission of Reports and Citizen's Charter	Timely submission of Annual Report (2014-15)	On-time submission	Date	1	Within 4 months	4-4 ½ months	4 ½ -5 months	5-5 ½ months	5 ½ -6 months
	Updating of Citizen's Charter	Publishing updated Citizen's Charter	Date	2	Sept 2015	Oct 2015	Nov 2015	Dec 2015	Jan 2016
Ensuring Compliance of Financial Accountability	Preparation of Annual Statement of Accounts. (2014-15)	On-time Preparation	%	2	Aug 2015	Sept 2015	Oct 2015	Nov 2015	Dec 2015
Administrative Reforms	Simplification of procedures	No. of redundant procedures identification	Number	1	July 2015	August 2015	Sept 2015	Oct 2015	Nov 2015

  
 Member Secretary  


		No. of redundant procedures simplification	Number	1	August 2015	Sept 2015	Oct 2015	Nov 2015	Dec 2015
		No. of redundant procedures notification	Number	1	Sept 2015	Oct 2015	Nov 2015	Dec 2015	Jan 2016
Evaluation	Developing and Approving ToR, Tools & assigning it to agencies	Percentage of expenditure against 1% programme outlay for evaluation	%	2	-	-	-	-	-
	<b>TOTAL WEIGHTAGE</b>			<b>15</b>					

Member Secretary

*[Handwritten Signature]*